

Report



UNIVERSITY OF
LEICESTER

le.ac.uk



EQUITY, DIVERSITY AND INCLUSION

Pay Gaps Report

2024



EQUITY, DIVERSITY AND INCLUSION

Pay Gaps





Introduction

The University of Leicester's commitment to ensuring all members of our community are treated in a fair and equitable way remains a key priority.

This Pay Gaps Report provides an overview of the University of Leicester's 2024 disability, ethnicity, gender and sexual orientation pay gap information and the actions we are taking to close these gaps.

Since 2017, we have been required by UK law to publish our gender pay gap. There is no statutory duty to report our mean and median pay gap analysis for ethnicity, disability and sexual orientation, but the University reports these as part of our commitments to equity for all staff. Publishing this data will enable us to track, monitor and report our progress in a transparent way, to better understand the cause of any disparities and to determine future actions to close these gaps.

Data notes

The data used in this report to calculate the relevant pay gaps comes from a snapshot of employee data taken on the census date of 31 March 2024.

The gender pay gap data includes all Full Pay Relevant Employees in line with statutory guidelines for reporting.

There are no statutory guidelines for reporting ethnicity, disability or sexual orientation pay gaps. The methodology used to calculate these pay gaps varies from the methodology to calculate the statutory gender pay gap calculations. Due to system limitations and the low declarations of protected characteristics beyond 'legal sex' from our atypical staff, we have excluded these staff from the ethnicity, disability and sexual orientation pay gap figures, along with any staff who have chosen 'Prefer Not To Say' for the relevant protected characteristic. We hope to move to more full reporting of all employees following future system developments.

To note: The ethnicity, disability and sexual orientation pay gap data may be influenced by the proportion of staff who have chosen not to declare their protected characteristics information to the University.

Gender pay gap

The gender pay gap is the difference between the average hourly rate of pay of female and male employees across an organisation, expressed as a percentage.

Gender pay gap vs equal pay

The gender pay gap is different to equal pay. Equal pay relates to female and male employees receiving equal pay for work of equal value. Since the 1970s, UK law has prohibited paying different amounts to men and women who do work of equal value.

Metrics used to measure the gender pay gap

The gender pay gap regulations require us to report on our gender pay gap using the following metrics:

- The mean and median gender pay gap, based on an hourly rate of pay.
- The mean and median bonus gaps, and the proportion of men and women receiving bonuses.
- The proportion of men and women in each quartile of the University's pay structure.

In this report, where the pay gap is in favour of men, it is expressed as a percentage (e.g., 12%) and where the gap is in favour of women, it is expressed as a negative percentage (e.g., -10%).



Our 2024 gender pay gap

Since 2017 the University has seen an overall reduction of 5.6 percentage points in its mean gender pay gap and a reduction of 4.6 percentage points in its median gender pay gap.

The University's mean gender pay gap is 18.5% and its median gender pay gap is 18.1%. There has been a reduction of 0.7 percentage points in the mean gender pay gap from 2023, when the mean gender pay gap was 19.2%, and a small increase in the median gender pay gap of 0.2 percentage points from 17.9% in 2023.

The mean pay gap is at its lowest since reporting commenced in 2017.

The University's mean and median pay gaps are higher than the higher education sector gender pay gap calculated by Advance HE*, which reports a mean gender pay gap in 2022/23 of 13.7% and a median gender pay gap of 9.0%.

MEAN GENDER PAY GAP

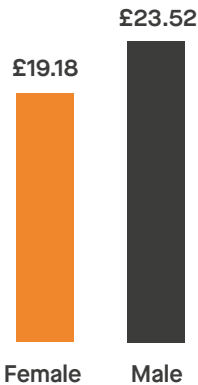
18.5%

MEDIAN GENDER PAY GAP

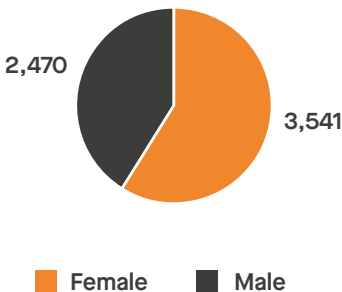
18.1%

1. The mean and median gender pay gap based on an hourly rate of pay

MEAN GENDER PAY GAP
18.5%



TOTAL NUMBER OF STAFF
6,011



MEDIAN GENDER PAY GAP
18.1%

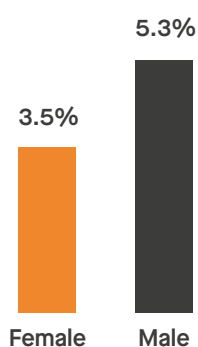


* Source page 204 in: Advance HE Equality in higher education – staff statistical report 2024

**Source Figure 1 in: file:///uol.le.ac.uk/root/staff/home/a/akp18/Desktop%20Files/Equality_in_HE_Stats_report_2024_Staff_final_1731490510.pdf

2. The mean and median bonus pay gap, and the proportions of women and men receiving a bonus payment

PROPORTION OF FEMALE AND MALE EMPLOYEES RECEIVING A BONUS



MEAN GENDER BONUS GAP
80.9%



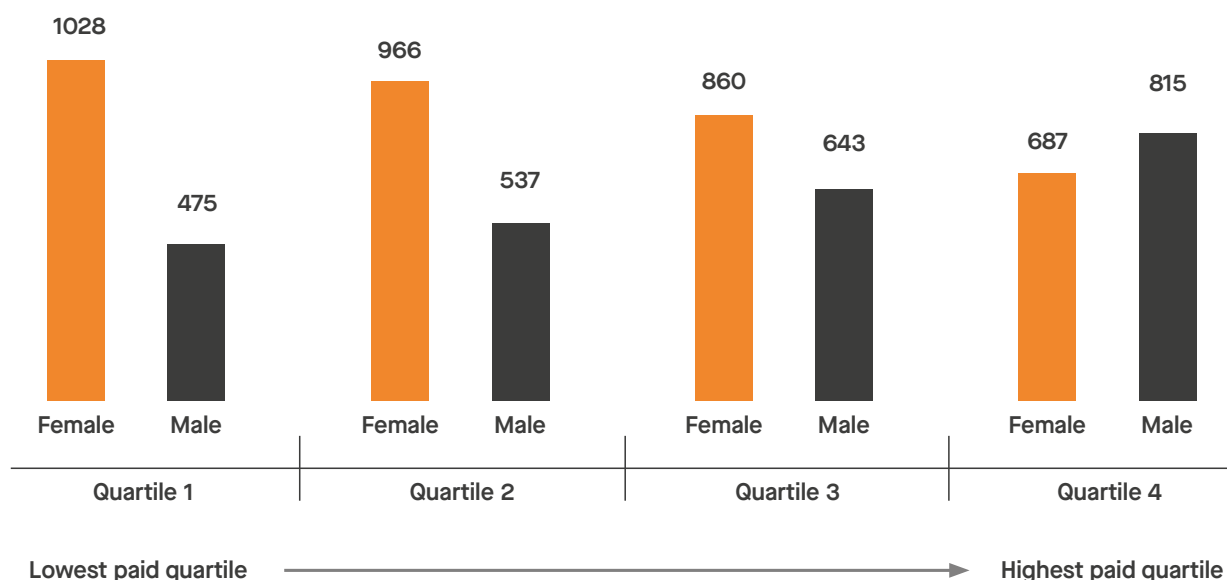
MEDIAN GENDER BONUS GAP
50%



The University has a mean bonus gender pay gap of 80.9% and a median bonus pay gap of 50%. The mean has increased from 2023 when the mean was 75.4%. The median has increased from 2023 when the median was 0%.

Clinical excellence awards influence the bonus gender pay gap. These awards recognise and reward senior academics whose work contributes to the continuous improvement of NHS services. As such, they are exclusive to universities that have medical schools.

3. The number of women and men in each hourly rate quartile pay band



Determining key factors in our gender pay gap

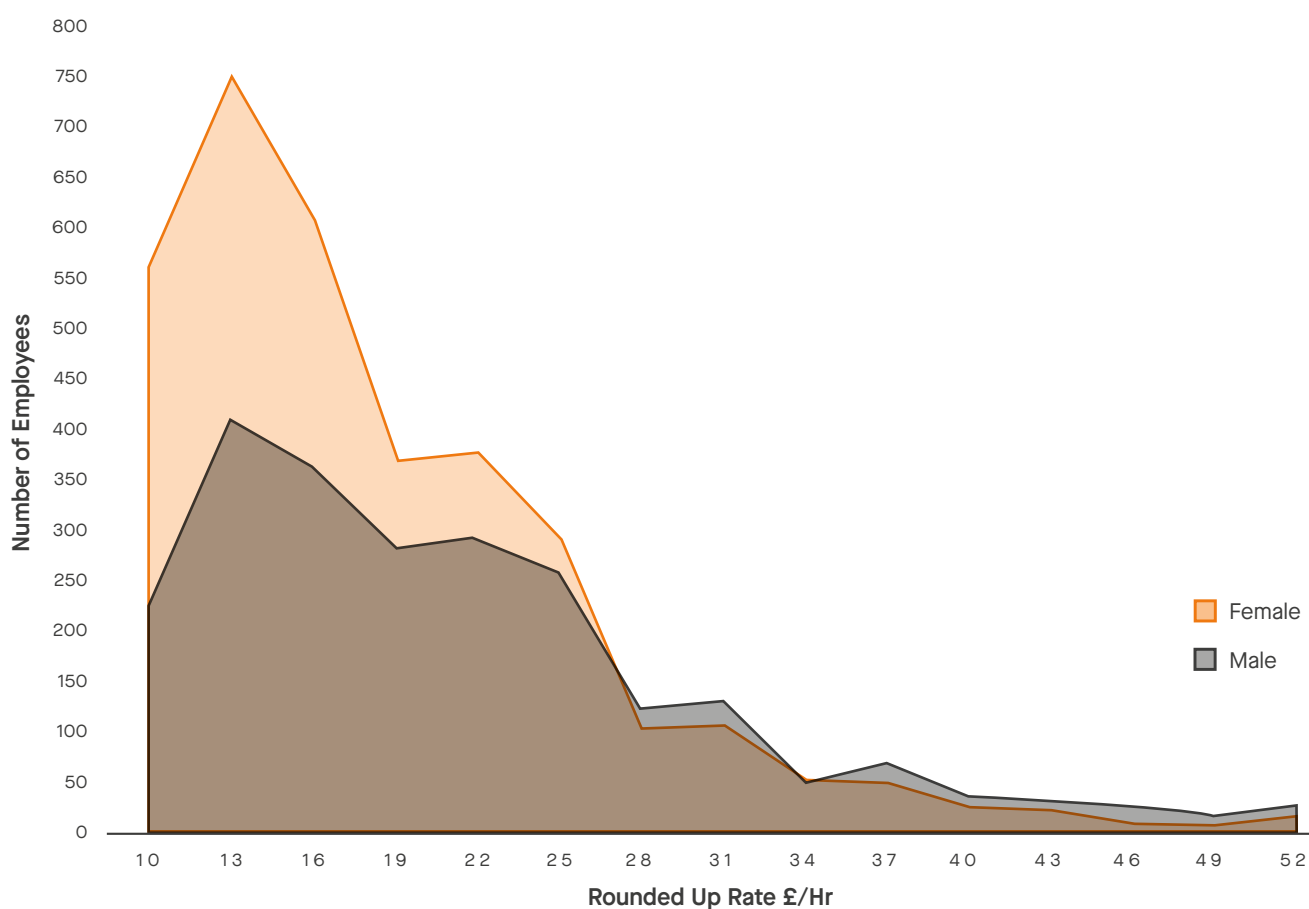
Key determinants of the gender pay gap at the University include the absence of a gender balance across job categories and through the different pay grades.

Women remain over represented in lower pay grade roles and under represented in higher pay grade roles.

The graph below shows the number of employees by pay rate per hour and illustrates the impact on the University gender pay gap of the disproportionately high number of women in the lower and middle pay bands.

“Achieving a significant reduction in our pay gaps remains a key priority for the University”

Employees by pay rate 2024



Ethnicity pay gap

What is the ethnicity pay gap?

The ethnicity pay gap is the difference between the average hourly pay of minority ethnic employees and white employees across an organisation, expressed as a percentage.

Metrics used to measure the ethnicity pay gap

- The mean and median ethnicity pay gap, based on an hourly rate of pay.

Minority ethnic employees include all staff who have declared their ethnicity to the University as Black, Asian, Mixed or Other Ethnic Background.

In this report, where the pay gap is in favour of white employees, it is expressed as a percentage (e.g., 12%) and where the gap is in favour of minority ethnic employees, it is expressed as a negative percentage (e.g., -10%).

Our 2024 ethnicity pay gap

The University's mean ethnicity pay gap is 9.5% (a decrease from 12.0% in 2023) and its median ethnicity pay gap is 14.3% (an increase from 13.3% in 2023).

The Race Equity Action Group are working with further disaggregated data to understand the factors influencing changes in our ethnicity pay gap from the figures reported in 2023.

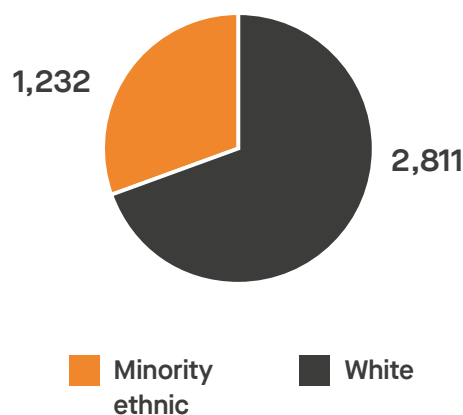
MEAN ETHNICITY PAY GAP

9.5%



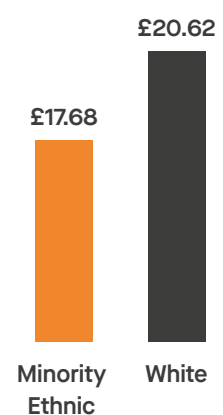
TOTAL NUMBER OF STAFF

4,403



MEDIAN ETHNICITY PAY GAP

14.3%



Disability pay gap

What is the disability pay gap?

The disability pay gap is the difference between the average hourly pay of employees with a declared disability and employees with no known disability across an organisation, expressed as a percentage.

Metrics used to measure the disability pay gap

- The mean and median disability pay gap, based on an hourly rate of pay.

In this report, where the pay gap is in favour of employees with no known disability, it is expressed as

a percentage (e.g., 12%) and where the gap is in favour of employees with a declared disability, it is expressed as a negative percentage (e.g., -10%).

Our 2024 disability pay gap

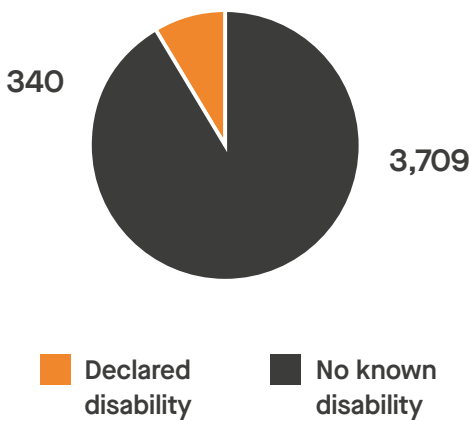
The University's mean disability pay gap is 14.8% (an increase from 9.2% in 2023) and its median disability pay gap is 19.2% (a decrease from 19.5% in 2023).

The Disability Equity Action Group are working with further disaggregated data to understand the factors influencing changes in our disability pay gap from the figures reported in 2023.

MEAN DISABILITY
PAY GAP
14.8%

MEDIAN DISABILITY
PAY GAP
19.2%

TOTAL NUMBER OF STAFF
4,049



Sexual orientation pay gap

What is the sexual orientation pay gap?

The sexual orientation pay gap is the difference between the average hourly pay of LGB+ (Lesbian, Gay, Bisexual+) employees and heterosexual employees across an organisation, expressed as a percentage.

Metrics used to measure the sexual orientation pay gap

- The mean and median sexual orientation pay gap, based on an hourly rate of pay.

'LGB+' employees include all staff who have declared their sexual orientation to the University as Lesbian, Gay, Bisexual or Other Sexual Orientation.

In this report, where the pay gap is in favour of heterosexual employees, it is expressed as a percentage (e.g., 12%) and where the gap is in favour of LGB+ employees, it is expressed as a negative percentage (e.g., -10%).

Our 2024 sexual orientation pay gap

The University's mean sexual orientation pay gap is 14.5% (an increase from 12.4% in 2023) and its median sexual orientation pay gap is 17.1% (an increase from 16.9% in 2023).

The LGBT+ Equity Action Group are working with further disaggregated data to understand the factors influencing changes in our sexual orientation pay gap from the figures reported in 2023.

MEAN SEXUAL ORIENTATION PAY GAP

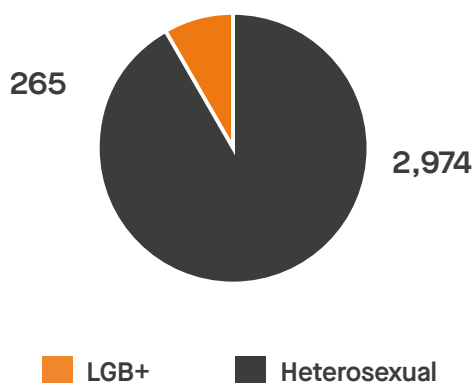
14.5%

MEDIAN SEXUAL ORIENTATION PAY GAP

17.1%

TOTAL NUMBER OF STAFF

3,239



We are taking targeted action to close our pay gaps to ensure fair treatment and reward for all staff.

Our EDI Objectives and Strategy Delivery Plan 2023-2028, aims to target many of the underlying inequities which contribute to our pay gaps. [Read our EDI strategy delivery plan and objectives 2023-2028 \(docx., 29kb\)](#)



Attracting and retaining the very best people

- Offering competitive pay, and setting out our approach to pay and reward in an open and transparent way.
- Continually reviewing our recruitment practices and processes to ensure that they are equitable and inclusive. Examples include – embedding the University's Inclusive Recruitment Toolkit, anonymous shortlisting for professional services roles and each department receiving annual recruitment data health checks.
- Annually funding two Daphne Jackson Fellowships at the University to support returners to STEM research careers.
- Ensuring that our WorkSmart agile working approach retains inclusive practices to support flexible working.



Valuing equity and diversity

- Progressing our Institutional Athena Swan Silver, Race Equality Charter Bronze and Disability Confident Leader action plan priorities. Embedding Charter principles and practices across the University.
- Mandating all staff to complete both an Equality, Diversity and Inclusion module and a Challenging Unconscious Bias module. Offering a portfolio of resource and learning and development opportunities to support inclusivity, including LGBT+ and Disability toolkits.
- Improving disclosures rates of diversity characteristics, including ethnicity, disability, gender identity and sexual orientation to enable improved understanding of issues and barriers for equity groups.
- Requiring all staff who sit on recruitment and selection panels to additionally complete training that specifically addresses bias in recruitment and selection processes.
- Providing networking and support opportunities through our Four Staff Equity Fora (Women's, Mutli-Ethnicity, Disability, LGBT+) and Carers and Parents Network.



Nurturing and developing people

- Reinforcing our transformational approach to academic career progression and promotion, created through the Leicester Academic Career Map.
- Delivering our comprehensive suite of development and leadership programmes, which have equity and unconscious bias awareness embedded throughout.
- Targeted career development programmes.
- Implementing mentoring and coaching to support through the academic promotion process.
- Ensuring that annual Personal Development Discussions are used as a platform to support and explore development, progression and promotion.



Celebrating and recognising success

- Ensuring our approach to performance, reward, recognition and promotion, for academic and professional services is transparent, understandable and fair, including promotion workshops and mentoring for minority ethnic and women staff.
- Embedding evidence-based action in promotion processes, including providing gender and ethnicity demographic data to professorial promotion panels.
- Reviewing our reward and recognition schemes for academic and professional services staff.



Taking action to close our pay gaps

Pay gaps remain a critical issue in workplaces worldwide. At the University of Leicester we are committed to promoting an inclusive workplace where everyone is treated fairly and equitably. Publishing and monitoring our pay gap data annually is crucial for us to better understand the causes behind any disparities in pay and to develop meaningful targeted actions to achieve equity across all equity groups.

We are pleased to report a further reduction in our mean gender pay gap this year with our mean pay gap continuing to be being at its lowest since statutory gender pay gap reporting began in 2017. We are not complacent however and recognise the work we need to continue to eliminate our gender pay gap.

As part of the University's continued commitment to equity, for the second year running we have extended our annual pay gap reporting to include our ethnicity, disability and sexual orientation pay gaps. Although there is no formal legal requirement to do so, expanding our reporting provides critical insights to help us to better understand our position, and to increase transparency and accountability to achieve equity.

Achieving a significant reduction in our pay gaps remains a fundamental priority for the University. Over the next year our four Equity Action Groups (Disability, LGBT+, Race and Gender) will be working to understand the key determinants and reasons for changes in our pay gaps to enable us to take targeted and meaningful action to close these gaps.

Professor Teela Sanders,

Chair of the University Equity, Diversity and Inclusion Committee

Pro Vice-Chancellor and Head of College for the College of Social Sciences, Arts and Humanities

“For the second year running we have extended our annual pay gap reporting to include our ethnicity, disability and sexual orientation pay gaps.”



UNIVERSITY OF
LEICESTER

le.ac.uk

University of Leicester
University Road
Leicester, LE1 7RH, UK

t: +44 (0)116 252 3334
e: equalities@le.ac.uk
w: www.le.ac.uk/equalities



/uniofleicester



uniofleicester



@uniofleicester



university-of-leicester